



HYACK INTERNATIONAL PARADE INFORMATION KIT

THIS NOTIFICATION IS TO CONFIRM THAT THE Hyack International Parade committee has approved your participation in the 48th Hyack International Parade on Saturday, May 25, 2019 which commences at 11 am.

- 1. CHECK IN** – a representative of your entry must report to the Check in Area in order to receive your allocated position. Registration starts at 7:00 am. Corresponding position numbers will be marked on the street and given to you the day of the parade. The Check in/Registration tent will be at the corner of 8th Street and 8th Ave. adjacent to the parade assembly area. The easiest access to the check in is northbound on 8th Street. **ALL ENTRIES MUST BE REGISTERED AND IN PLACE BY 10 AM!**
- 2. POSITION NUMBER** – you will receive your parade position number at check in/registration. The position number of every entry must appear on the lead vehicle, (passenger side), person, banner, etc. so that the parade judges, and commentators can easily identify each entry.
- 3. PARADE START TIME – 11:00 AM** –all entries (other than floats) must be in position by 10:00 am. However, we advise you to come early to avoid the last minute rush.
- 4. SHUTTLE:** We have arranged for a Thirdwave Bus Service 24-passenger vehicle to transport personnel from the Queen's Park dispersal area (also float storage/assembly area) to the Parade Assembly Area (and vice versa) starting at 8AM and running as needed until 2PM. The pick up location at Dispersal is at 1st & Emory, 200 feet north of the entrance to the park. The drop off location at Assembly is at 5th Street and 8th Avenue
- 5. .** The bus will have a radio operator on board for communications.
- 6. FLOATS** On Friday May 24, 2019 there will be available on- site security behind the Queen's Park Arena from 6pm to 6 am. Enter Queen's Park from 1st Street and 3rd Avenue or southbound off McBride Boulevard. All floats should be ready in Queen's Park by 7:30 am for a police-escorted procession to the parade assembly area. (See attached map for details). **Floats must be in position by 8:00 am, judging takes place at 8:30 am sharp**

7. **PARADE DISPERSAL – IMPORTANT** – Parking is available at Assembly Area at NWSS, access from 10th Avenue, entrance east of 8th Street. Parking at dispersal area is available in a lot at 1st street and 4th avenue. No access to Queen's Park dispersal area except parade vehicles and personnel. Shuttle service available between dispersal and assembly areas between 8am and 2pm.
8. **AWARDS** – Float awards will be presented prior to the parade. Bands, comic entries, marching units and mascot awards will be available for pickup at the Hyack Office (204 Sixth Street).

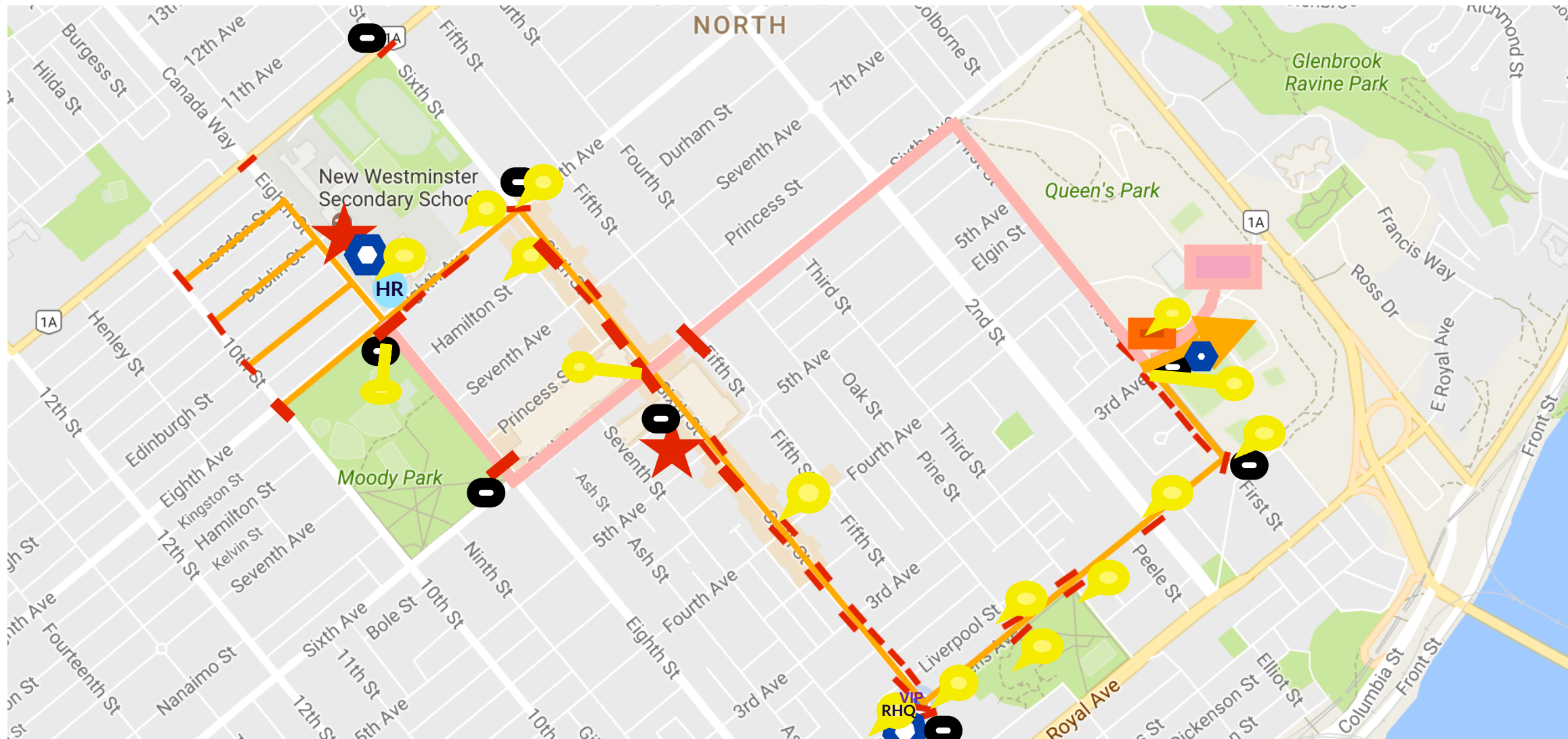


IMPORTANT INFORMATION

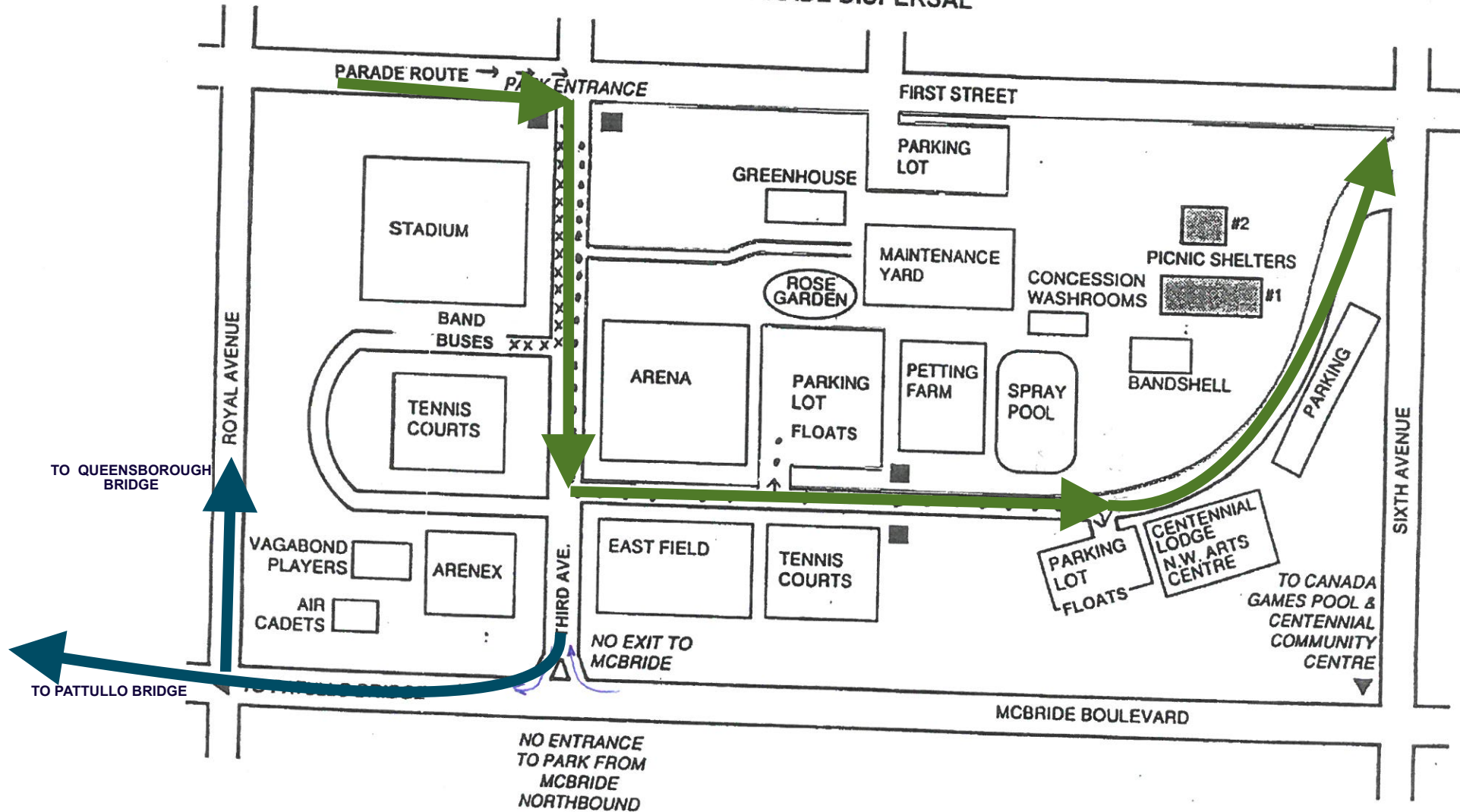
THE FOLLOWING INFORMATION APPLIES TO ALL HYACK PARADE APPLICANTS

1. Entries must observe all appropriate rules and regulations and follow all directions from police, parade officials, or be removed from the parade. The Hyack Festival Association and the Parade Committee reserve the right to remove any entrants from the parade.
2. **IMPORTANT:** All entries must maintain a spacing of less than 10 meters (30 ft.) behind the preceding unit and regulate their speed accordingly. PLEASE ENSURE YOU LEAVE NO GAPS. Forward motion must be maintained at all times. All units must close the gaps between participants when asked by any parade official. Units creating unnecessary gaps will not be invited to participate in future parades.
3. **CHILDREN UNDER 10** must be closely supervised by an adult at **ALL TIMES!**
4. Any entries advocating, opposing or depicting any political, religious or social issues are **NOT PERMITTED.**

WASHROOMS: Washrooms are available in the Parade Assembly Area at Moody Park Arena at 701 8th Ave. Washrooms are available at Royal City Centre (6th street at 6th Ave.) and at Westminster Mall (6th street @ Belmont St.). Washrooms are available at the Hyack Office (204 Sixth Street) Washrooms are available at dispersal area at Queen's Park Arena




PARADE DISPERSAL



QUEEN'S PARK
NEW WESTMINSTER, B.C.

- Floats – stay to the right then turn left to parking areas
- X Bands & Groups – stay to the LEFT Disburse quickly. Please do not block the roadway.





HEAT STROKE

Symptoms, Prevention and First Aid Tips

The most serious form of heat illness, and is a medical emergency. It can kill or cause damage to the brain and other internal organs.

OTHER SYMPTOMS



rapid heartbeat, either strong or weak



muscle weakness or cramps



throbbing headache

HALLMARK SYMPTOMS



very high core body temperature of 40° or more



fainting or unconsciousness



nausea and vomiting



rapid, shallow breathing



confusion or disorientation

PREVENTION TIPS



limit the amount of time you spend outdoors



use a sunscreen with SPF30 or more



drink plenty of water
avoid tea, coffee, soda and alcohol



wear a wide-brimmed hat and lightweight, light-colored, loose-fitting clothing outdoors



schedule strenuous activities at the beginning or end of the day when it's cooler

FIRST AID TIPS



seek medical help immediately



have them lie down with their legs elevated



move the patient to a cooler environment



remove their extra layers of clothing



if the patient is conscious, have them sip cool water



apply ice packs, cool towels, or anything cold to the armpits, wrists, ankles, and groin

